

TILTING SINGLE STUD MOUNTS

PS100

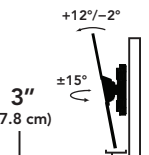

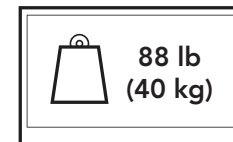
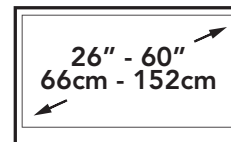

Basic, but bigger.

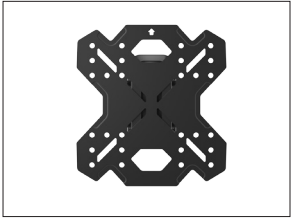
The PS100 is a single stud tilting mount designed to mount most flat panel TVs from 26" to 60". It will hold TVs weighing up to 88 pounds, and provide modest tilt or swivel capabilities to provide you with a range of viewing positions.

Solid steel construction, attractive detailing and a durable powder coated finish make this mount a great addition to your home or office.

FEATURES & SPECIFICATIONS


- Fits most flat panel TVs from 26" to 60"
- Supports TVs up to 88 lb (40 kg)
- Accommodates VESA sizes from 100x100 to 400x400
- Accessible tilt mechanism provides a +12°/-2° tilt angle.
- When vertical, swivels 15° in either direction, depending on screen size.
- Sits 3" (7.8 cm) from the wall
- Adjustable horizontal leveling
- Solid steel construction with durable powder coated finish
- Installation manual and all mounting hardware for wood studs and concrete installation is included
- Five year warranty
- Shipping box weight: 8.8 lb (4 kg)
- Shipping box dimensions: 14.2" x 12" x 3.7" (36.1 x 30.5 x 9.4 cm)
- Product weight: 6.4 lb (2.9 kg)
- UPC: 800152714387





A VARIETY OF VESA PATTERNS

The PS100 is designed for smaller TVs with specific VESA patterns: 100x100, 100x150, 100x200, 150x100, 150x150, 200x100, 200x150, 200x200, 200x250, 200x300.



VESA SIZES TO 400x400

For larger VESA mounting patterns such as 200x400, 300x200, 300x300, 400x200, 400x300, 400x400, attach the four extension arms using the supplied Nylock nuts.



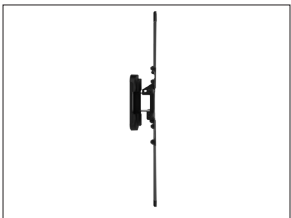
TILT MECHANISM

Adjust the tilt up to 14° to reduce glare and find the best viewing angle. Tighten the nuts to lock the tilt angle in place.



MAGNETIC COVERS

Magnetic covers fasten easily to the wall plate to give you a clean, modern look.



LOW PROFILE DESIGN

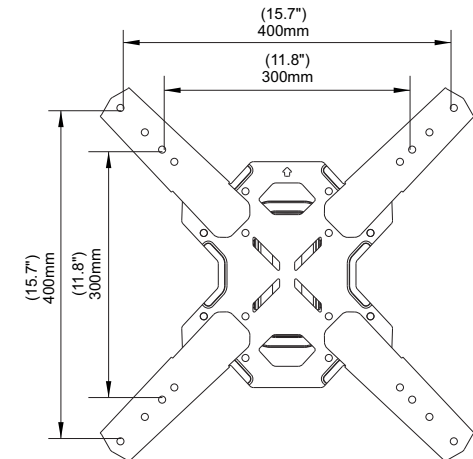
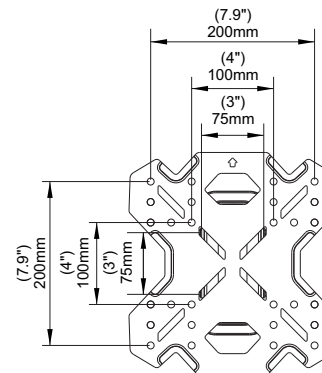
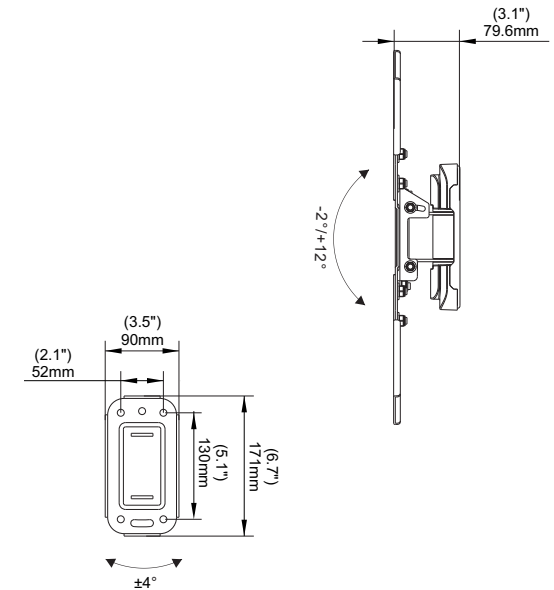
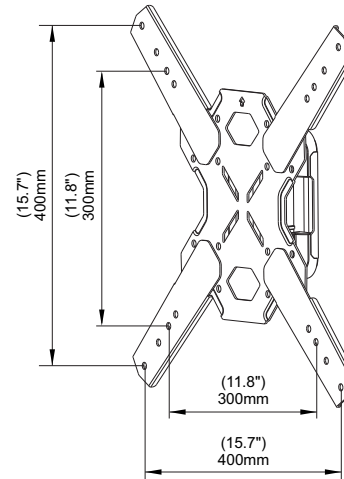
The PS100 allows your TV to sit 3" (7.8 cm) from the wall when fully pushed in.



EVERYTHING YOU NEED

Because every installation is unique, PS100's are packaged with all the lag bolts, anchors, mounting bolts, washers and spacers that you could need to install your mount. Our mounts come with clear instruction manuals in order to simplify your installation and customer support is only a phone call away.

TECHNICAL ILLUSTRATIONS



kanto

www.kantoliving.com | sales@kantoliving.com

Supporting your digital lifestyle™

Kanto Living 2390 Canoe Avenue, Coquitlam, BC, V3K 6C2
office: 778.284.6942 | fax: 778.284.6945 | toll free: 888.848.2643